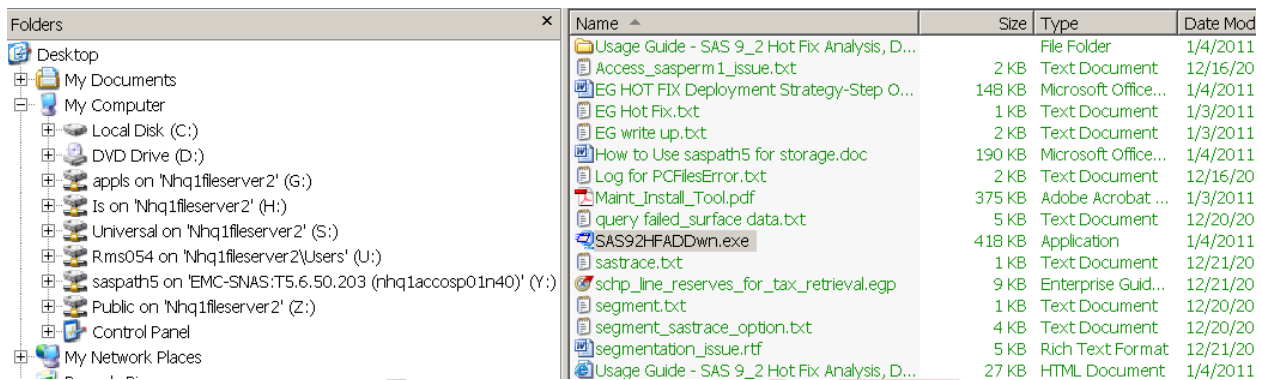


EG HOT FIX Deployment Strategy – Step II

The SAS 9.2 Hot Fix Analysis, Download and Deployment Tool (SAS92HFADD) analyzes a given SAS deployment registry, creates a hot fix report and generates scripts that will automate the download and deployment of hot fixes.

The deployment downloads of Hot Fixes as well as the deployment could be customized as needed.

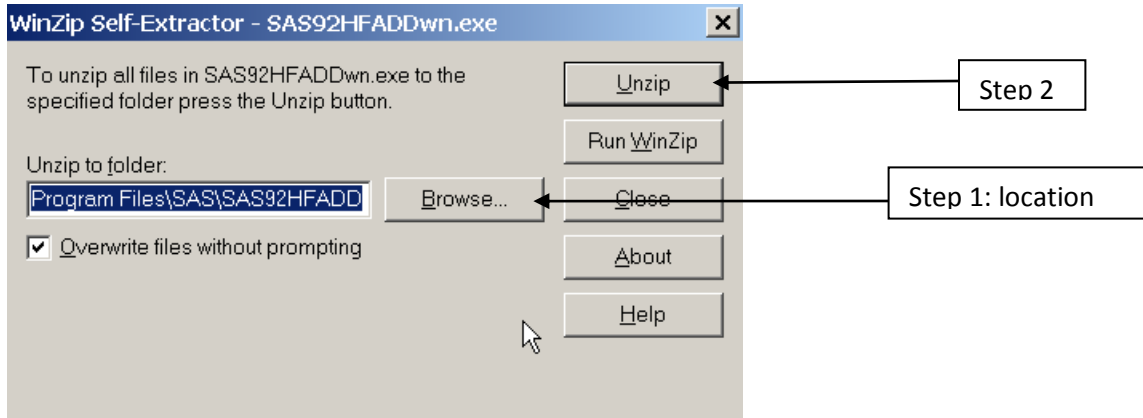
STEP TO INSTALL AND APPLY THE SAS92HFADD



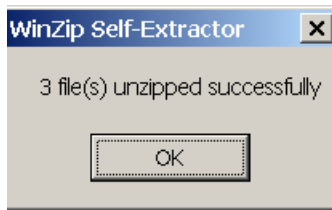
Download and install the SAS92HFADDwn.exe (for windows end users desktop)



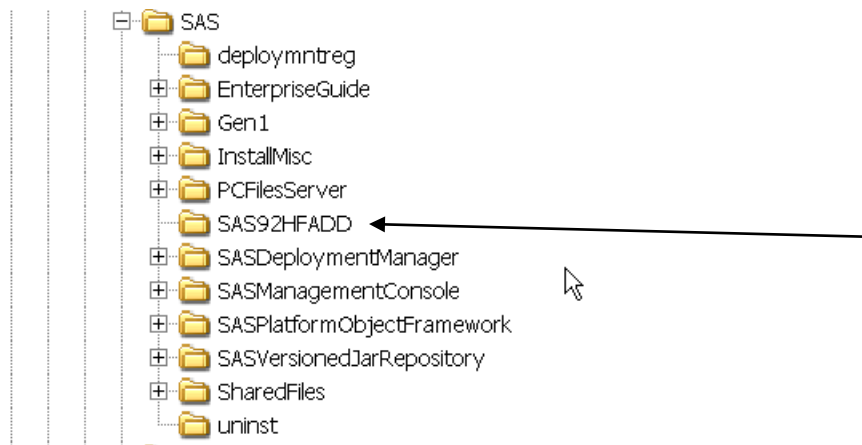
Click Run



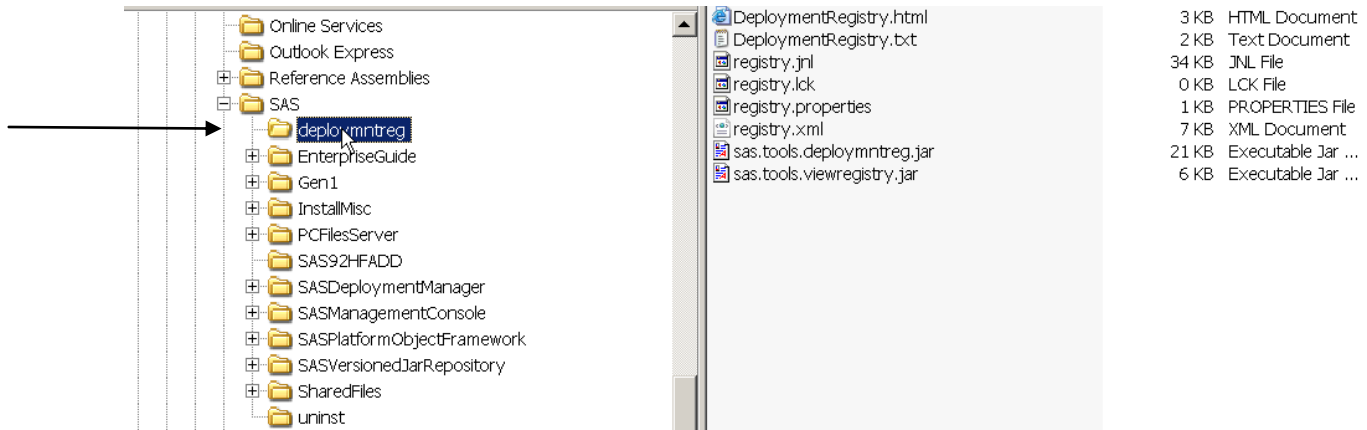
Allow for the default location, generally C:\Program Files\SAS. To change the download location use the Browse button. Click Unzip



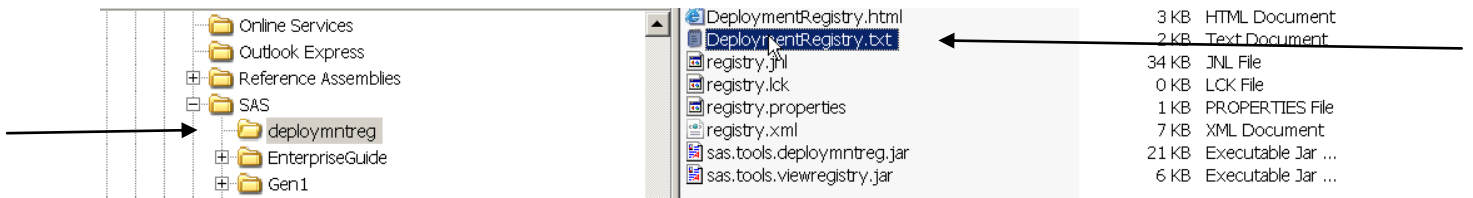
Files unzipped



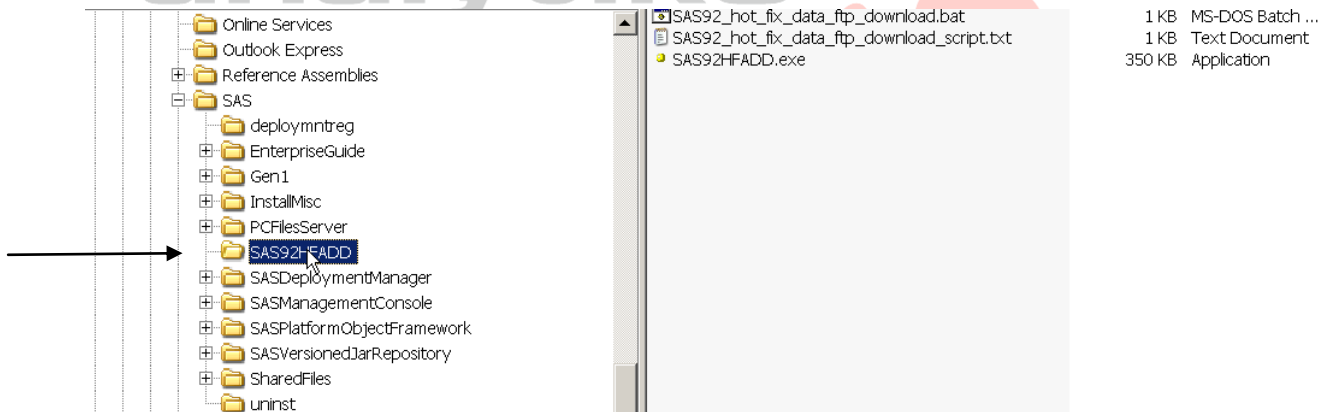
A directory SAS92HFADD is added in C:\Program Files\SAS



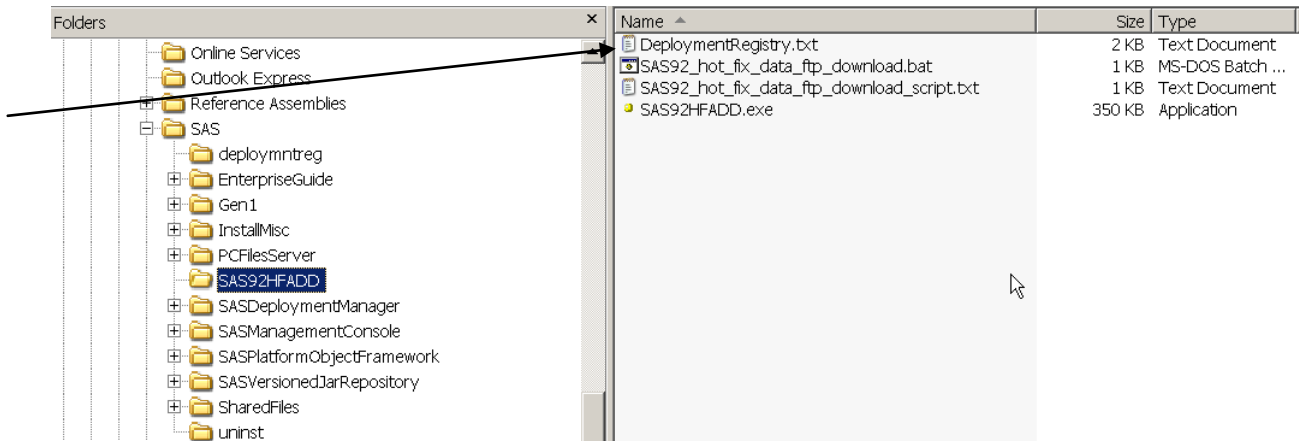
Select the deploymentreq directory in C:\Program Files\SAS as shown above



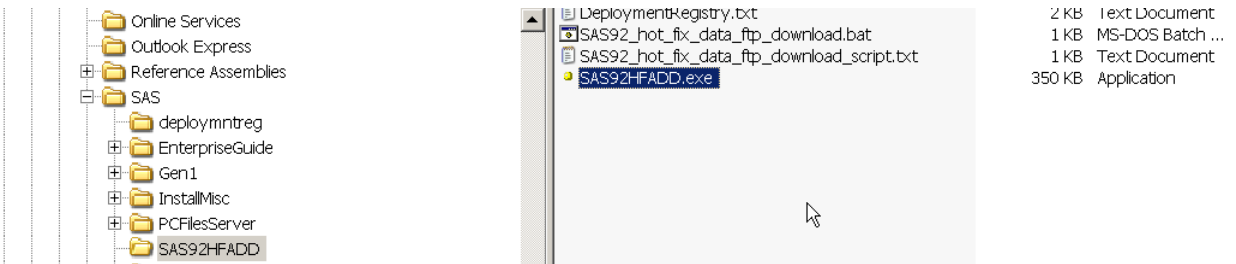
Copy the DeploymentRegistry.txt file to SAS92HFADD directory



Copy to this directory



The DeploymentRegistry.txt copied to SAS92HFADD directory



Execute the SAS92HFADD.exe from the C:\Program Files\SAS\SAS92HFADD directory

```

C:\Program Files\SAS\SAS92HFADD\SAS92HFADD.exe

SAS 9.2 Hot Fix Analysis, Download and Deployment Tool.

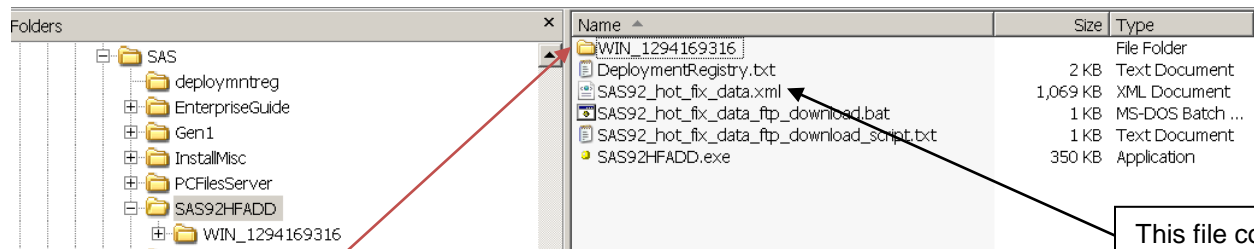
Do not close this window.

C:\Program Files\SAS\SAS92HFADD>ftp -s:SAS92_hot_fix_data_ftp_download_script.txt
ftp> open ftp.sas.com
Connected to ftp.sas.com.
220 FTP server ready.
User (ftp.sas.com:(none)):
331 Guest login ok, send your complete e-mail address as password.

230 Guest login ok, access restrictions apply.
ftp> binary
200 Type set to I.
ftp> get techsup/download/hotfix/HF2/util101/SASHotFixDLM/data/SAS92_hot_fix_data.xml
200 PORT command successful.
150 Opening BINARY mode data connection for techsup/download/hotfix/HF2/util101/SASHotFixDLM/data/SAS92_hot_fix_data.xml (1094587 bytes).
=
  
```

Do NOT close this window, the analysis document and tool are downloaded from SAS FTP site

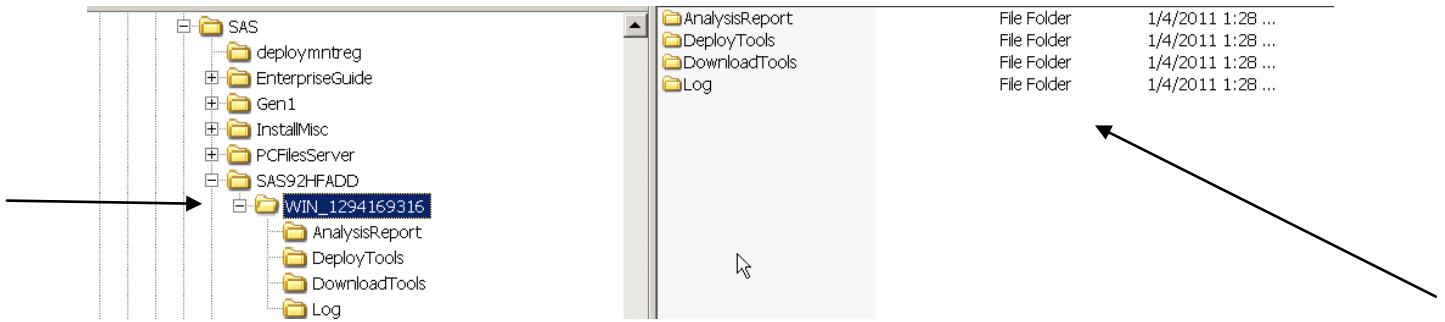
Unleash performance



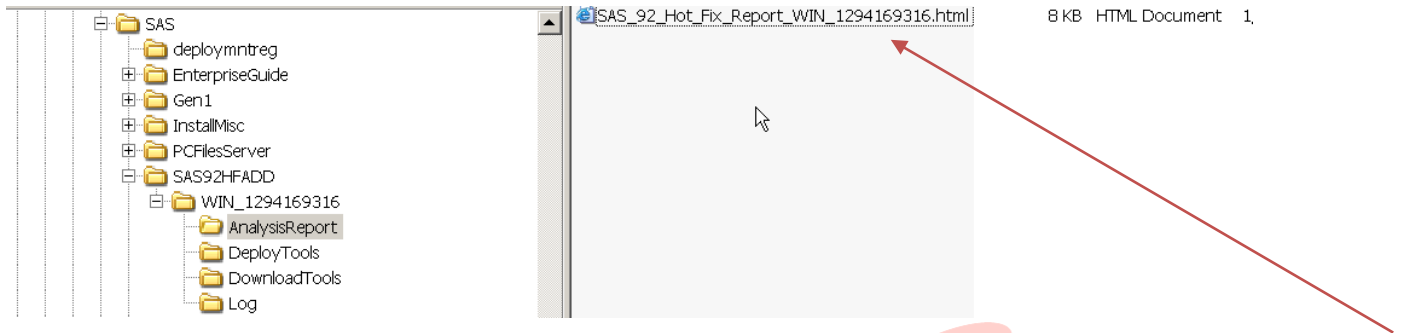
Download results, a WIN_* directory and a DeploymentRegistry.xml files were downloaded.

<hostcode>_<timestamp> *
 This directory contains the following subdirectories:
 AnalysisReport
 DownloadTools
 DeployTools
 Log
 * <hostcode>_<timestamp> is used so that a unique directory name is created each time SAS92HFADD is run

This file contains hot fix data and is downloaded via FTP from the SAS Technical Support Hot Fix site every time SAS92HFADD is run



Listing of sub directories



Analysis report of which Hot Fixes are available and further instructions as how best to proceed.

Name	Size	Type	Date Modified
ftp_script.bat	1 KB	MS-DOS Batch ...	1/4/2011 1:28 ...
ftp_script.txt	1 KB	Text Document	1/4/2011 1:28 ...
MD5_checksums.txt	1 KB	Text Document	1/4/2011 1:28 ...

In the DownloadTools directory, you will find the following files:

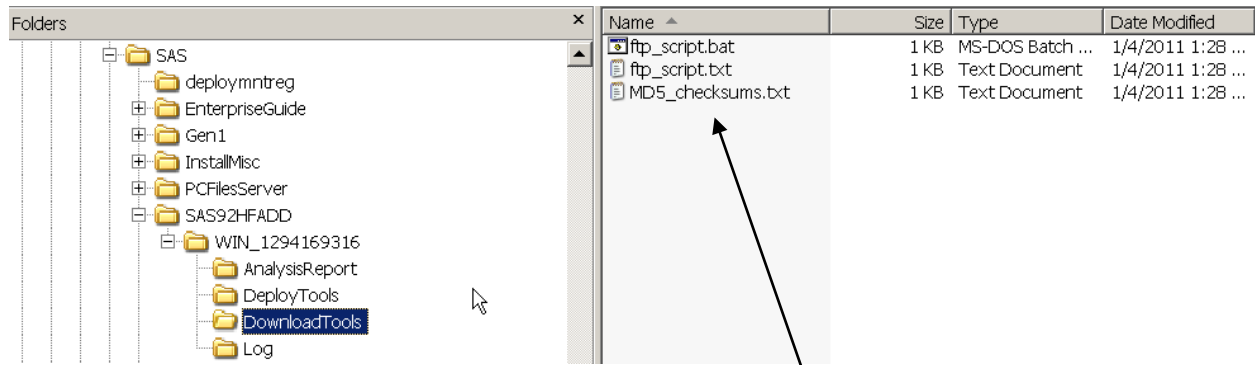
ftp_script.bat
ftp_script.txt
MD5_checksums.txt

The ftp_script.txt file can be modified as needed to exclude hot fixes from download or to change the transfer protocol as required by your site.

If you are satisfied with the list of hot fixes to be downloaded based on the Hot Fix Report, double-click the ftp_script.bat file to begin downloading the hot fixes. A window will appear showing the progress of the downloads.

It may take several minutes to complete the download process.

Hot fix download files will be placed in the DeployTools folder.



The MD5_checksums.txt file contains MD5 checksum values for each hot fix download available for your installed SAS products. This file can be useful should you wish to validate the integrity of the downloaded hot fix files. Tools used for performing MD5 validation are not available from SAS and are not supported by SAS Technical Support

At this stage the Hot Fix downloads and deployment could be customized per desktop client; for example EG strategy or as a combined exercise.